

## Assembly Numbers & Spare Parts

### Butterfly Valve with Control Interface and Butterfly Valve Body only

Description	Configured Item Number
1" Standard Flow SMARTLINK™ Butterfly Valve	0100 S SLCV
1.25" Standard Flow SMARTLINK™ Butterfly Valve	0125 S SLCV
1.5" Standard Flow SMARTLINK™ Butterfly Valve	0150 S SLCV
2" Standard Flow SMARTLINK™ Butterfly Valve	0200 S SLCV
2.5" Standard Flow SMARTLINK™ Butterfly Valve	0250 S SLCV
3" Standard Flow SMARTLINK™ Butterfly Valve	0300 S SLCV
4" Standard Flow SMARTLINK™ Butterfly Valve	0400 S SLCV
6" Standard Flow SMARTLINK™ Butterfly Valve	0600 S SLCV
8" Standard Flow SMARTLINK™ Butterfly Valve	0800 S SLCV
10" Standard Flow SMARTLINK™ Butterfly Valve	1000 S SLCV
12" Standard Flow SMARTLINK™ Butterfly Valve	1200 S SLCV
14" Standard Flow SMARTLINK™ Butterfly Valve	1400 S SLCV
16" Standard Flow SMARTLINK™ Butterfly Valve	1600 S SLCV

### Ball Valve with Control Interface and Ball Valve Body Only

Description	Configured Item Number
.5" SMARTLINK™ Ball Valve	0050 SLBV
.75" SMARTLINK™ Ball Valve	0075 SLBV
1" SMARTLINK™ Ball Valve	0100 SLBV
1.25" SMARTLINK™ Ball Valve	0125 SLBV
1.5" SMARTLINK™ Ball Valve	0150 SLBV
2" SMARTLINK™ Ball Valve	0200 SLBV

### SMARTLINK CV Adjustable Port Valve

Description	Configured Item Number
.5" SMARTLINK CV Adjustable Port Valve	0050 SLAP
.75" SMARTLINK CV Adjustable Port Valve	0075 SLAP
1" SMARTLINK CV Adjustable Port Valve	0100 SLAP
1.25" SMARTLINK CV Adjustable Port Valve	0125 SLAP
1.5" SMARTLINK CV Adjustable Port Valve	0150 SLAP
2" SMARTLINK CV Adjustable Port Valve	0200 SLAP
2.5" SMARTLINK CV Adjustable Port Valve	0250 SLAP
3" SMARTLINK CV Adjustable Port Valve	0300 SLAP

## Assembly Numbers

### Control Actuator

Description	Configured Item Number
SMARTLINK™ Stand-alone Control Actuator	SL CA

### Spare Actuator

Description	Configured Item Number
SMARTLINK™ Replacement/Spare Actuator	SL SA

### Control Interface

Description	Configured Item Number
SMARTLINK™ Control Interface	SL CI

### Butterfly Valve Flange Kits

Valve Size	1"	1.25"	1.5"	2"	2.5"	3"	4"	6"	8"	10"	12"	14"	16"
Cast Iron ANSI Thrd.	44300	44301	43993	44302	44303	44304	46596	-	-	-	-	-	-
Cast Iron NPT Thrd.	-	-	-	-	-	-	-	1062603	1062605	-	-	-	-
Carbon Steel ANSI Thrd.	46969	46970	46971	46972	46973	46974	46975	-	-	-	-	-	-
Carbon Steel Welded	46810	46811	46812	46813	46814	46815	46816	1062604	1062606	1062607	1062608	1062609	1062610
Brass ANSI Thrd.	44310	44311	44312	42629	44314	44315	-	-	-	-	-	-	-

### Butterfly Valve Flange Kits - stainless steel

Valve Size	1"	1.25"	1.5"	2"	2.5"	3"	4"
Stainless Steel ANSI threaded	50113593-001	50113595-001	50113597-001	50113599-001	50113601-001	50113603-001	50113605-001
Stainless Steel Welded	50113594-001	50113596-001	50113598-001	50113600-001	50113602-001	50113604-001	50113606-001

### Control Interface Spare Parts & Accessories

Spare Parts & Accessories	Part Number
24VDC Output Relay	1068802
120VAC Input Relay	1068803
24VDC Power Supply	1068804
DIN Rail Assembly	1068810

### Wire

Description	Length	Part Number
4 Wire Cable	100 ft.	1055654
4 Wire Cable	500 ft.	59829 (Qty. 500)

### Clamp Collar

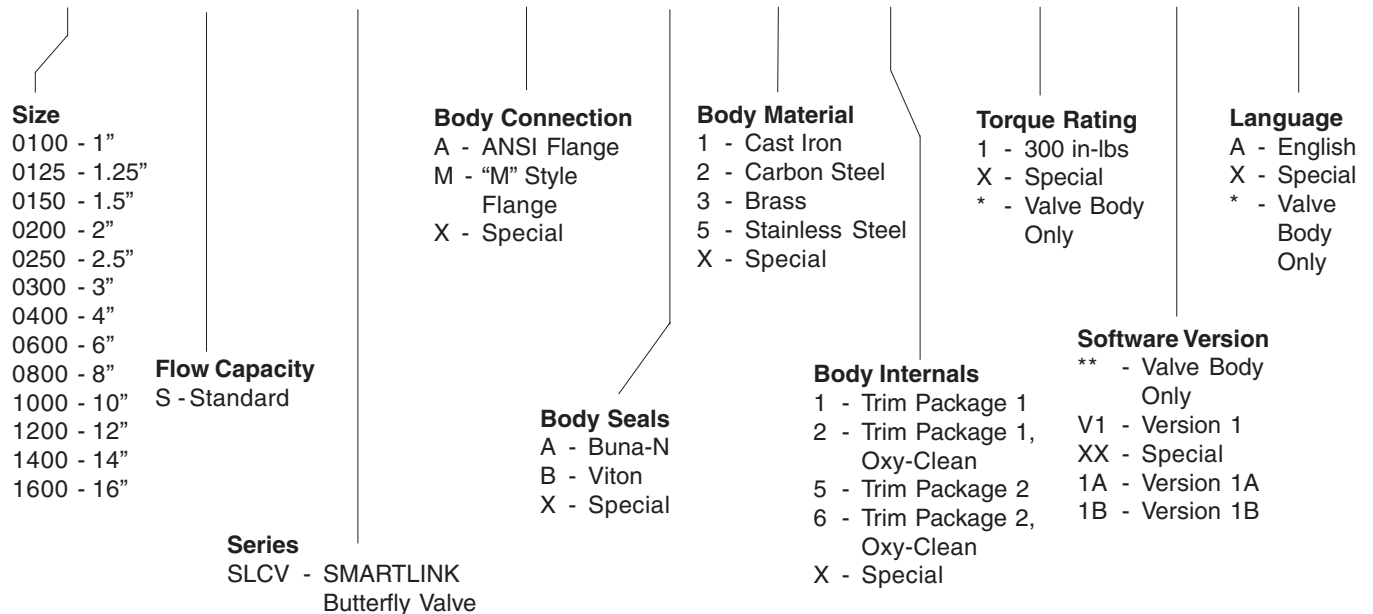
Description	Part number
Clamp collar	1044974
1/8" x 1/8" x 1/2" key	1048703
1/8" x 3/16" x 1/2" key	1121356

Maxon practices a policy of continuous product improvement. It reserves the right to alter specifications without prior notice.

# Assembly Numbers

## SMARTLINK™ Butterfly Valve Model Number

CONFIGURED ITEM NUMBER			BODY					ACTUATOR			
<b>0100</b>	<b>S</b>	<b>SLCV</b>	<b>-</b>	<b>A</b>	<b>A</b>	<b>1</b>	<b>1</b>	<b>-</b>	<b>1</b>	<b>1B</b>	<b>A</b>
Size	Flow Capacity	Series		Body Connection	Body Seals	Body Material	Body Internals		Torque Rating	Software Version	Language



### Additional Configured Valve Options

**Fluid**

- AIR - Air
- PROP - Propane Gas
- NAT - Natural Gas
- OXY - Oxygen

**Flanges**

- NONE - None Selected
- CIANSITHRD - Cast Iron ANSI Threaded Flanges
- CSANSITHRD - Carbon Steel ANSI Threaded Flanges
- CSWLDG - Carbon Steel Welding Flanges
- BRANSITHRD - Brass ANSI Threaded Flanges
- SSANSITHRD - Stainless Steel ANSI Threaded Flanges
- SSWLDG - Stainless Steel Welding Flanges

**Control Interface**

- NO - Control Interface Not Selected
- YES - Control Interface Selected  
 (see Page 7300-A/P-7 for options)

**Wire**

- 0 - None Selected
- 100 - 100 feet
- 500 - 500 feet

**Tagging**

- NONE - No Tagging
- ALW - Aluminum (wire-on)
- SSP - Stainless Steel (permanent)
- SSW - Stainless Steel (wire-on)

**Installation**

- NEW - New Installation
- REPL - Replacement

**Original Model Number**

- 1 - Configured Item Number
- 2 - Segment Options

# Assembly Numbers

## SMARTLINK™ Ball Valve Model Number

CONFIGURED ITEM NUMBER			BODY					ACTUATOR			
<b>0100</b>	<b>7</b>	<b>SLBV</b>	<b>-</b>	<b>B</b>	<b>E</b>	<b>2</b>	<b>1</b>	<b>-</b>	<b>1</b>	<b>1B</b>	<b>A</b>
Size	Flow Capacity	Series		Body Connection	Body Seals & Packing	Body Material	Body Internals		Torque Rating	Software Version	Language

<p><b>Size</b>                  0050 - 1/2"                  0075 - 3/4"                  0100 - 1"                  0125 - 1-1/4"                  0150 - 1-1/2"                  0200 - 2"</p>	<p><b>Flow Capacity</b>                  1 - 1/32" Slot                  2 - 1/16" Slot                  3 - 1/8" Slot                  4 - 3/16" Slot                  5 - 1/4" Slot                  6 - 30° V                  7 - 60° V                  8 - 90° V                  9 - Round port</p>	<p><b>Series</b>                  SLBV - SMARTLINK Ball Valve</p>	<p><b>Body Connection</b>                  A - ANSI Flange                  B - ANSI Threaded                  X - Special</p>	<p><b>Body Seals &amp; Packing</b>                  E - Teflon                  X - Special</p>	<p><b>Body Material</b>                  2 - Carbon Steel                  5 - Stainless Steel                  X - Special</p>	<p><b>Body Internals [1]</b>                  1 - Trim Package 1                  X - Special</p>	<p><b>Torque Rating</b>                  1 - 300 in-lbs                  X - Special                  * - Valve Body Only</p>	<p><b>Software Version</b>                  1B - Version 1B                  XX - Special                  ** - Valve Body Only</p>	<p><b>Language</b>                  A - English                  X - Special                  * - Valve Body Only</p>
--	--	---	--	---	---	---	---	---	---

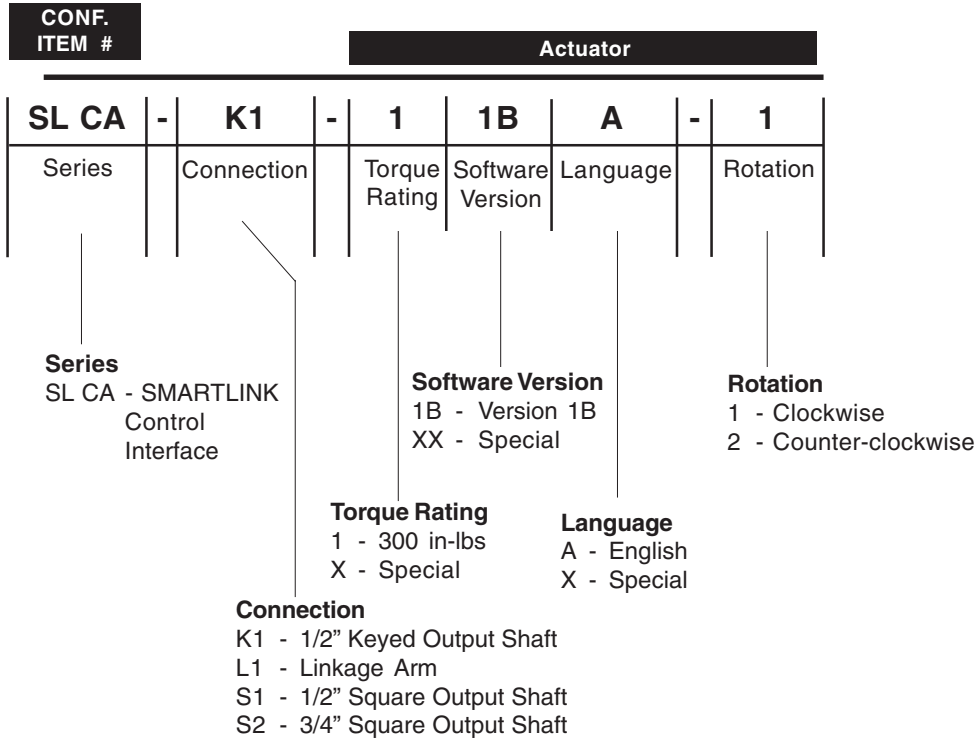
### Additional Configured Valve Options

<p><b>Fluid</b>                  AIR - Air                  PROP - Propane Gas                  NAT - Natural Gas</p>	<p><b>Tagging</b>                  NONE - No Tagging                  ALW - Aluminum (wire-on)                  SSP - Stainless Steel (permanent)                  SSW - Stainless Steel (wire-on)</p>
<p><b>Control Interface</b>                  NO - Control Interface Not Selected                  YES - Control Interface Selected                  (see Page 7300-A/P-7 for options)</p>	<p><b>Installation</b>                  NEW - New Installation                  REPL - Replacement</p>
<p><b>Wire</b>                  0 - None Selected                  100 - 100 feet                  500 - 500 feet</p>	<p><b>Original Model Number</b>                  1 - Configured Item Number                  2 - Segment Options</p>

Maxon practices a policy of continuous product improvement. It reserves the right to alter specifications without prior notice.

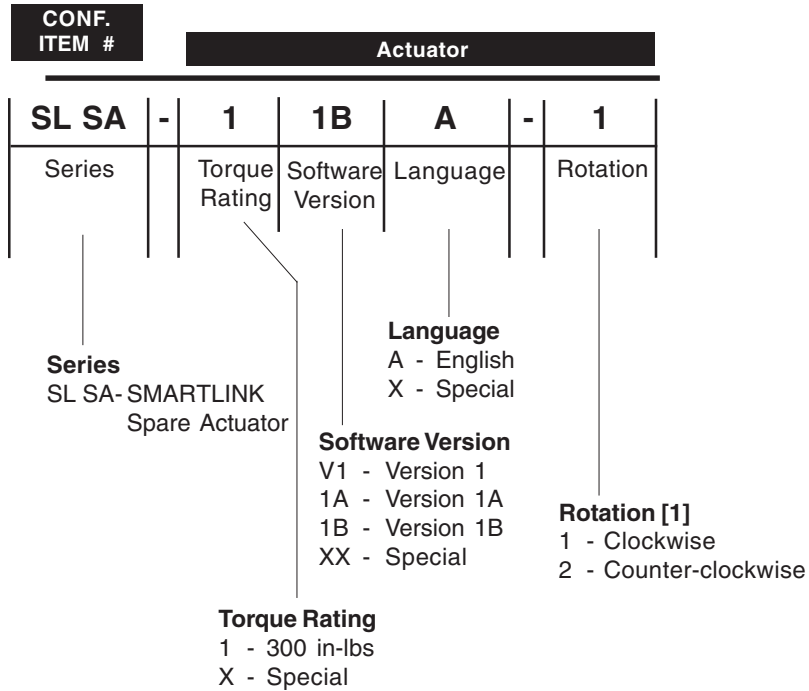
# Assembly Numbers

SMARTLINK™ Control Actuator Model Number



# Assembly Numbers

SMARTLINK™ Spare Actuator Model Number



[1] The correct rotation must be specified.

- a. Butterfly valves are always supplied in a counter-clockwise rotation.
- b. Ball valves are always supplied in a counter-clockwise rotation.
- c. Control actuators are customer specific and rotation must be obtained from the actuator this spare is intended to replace.

*Maxon practices a policy of continuous product improvement. It reserves the right to alter specifications without prior notice.*

# Assembly Numbers

## SMARTLINK™ Control Interface Model Number

CONF. ITEM #		OUTPUT RELAYS								INPUT RELAYS														
SL	CI	-	1B	A	A	-	1	1	1	1	1	-	A	1	-	A	A							
Series			Software Version	Language	Enclosure		Alarm	Control Enable	High Position	Low Position	Manual Control		Power Supply	DIN Rail		High Position	Low Position							
Series SL CI - SMARTLINK Control Interface			Software Version [1] V1 - Version 1 XX - Special 1A - Version 1A 1B - Version 1B	Language A - English X - Special	Enclosure 0 - None A - 20X16X8 STL NEMA 4, Window X - Special								DIN Rail Asby. 0 - None 1 - Parts mounted, factory wired 2 - Parts mounted, not wired X - Special * - Included w/ Enclosure			High Position Command 0 - None A - 120VAC X - Special	Low Position Command 0 - None A - 120VAC X - Special							
<b>Relays</b>																								
				<b>Alarm</b> 0 - None 1 - 24VDC Relay X - Special					<b>Control Enable</b> 0 - None 1 - 24VDC Relay X - Special					<b>High Position</b> 0 - None 1 - 24VDC Relay X - Special					<b>Low Position</b> 0 - None 1 - 24VDC Relay X - Special					<b>Manual Control</b> 0 - None 1 - 24VDC Relay X - Special

[1] - The latest version is the default, proper version must be specified for replacement items.

### Additional Configured Control Interface Options

**Installation**

- NEW - New Installation
- REPL - Replacement

**Original Model Number**

- 1 - Configured Item Number
- 2 - Segment Options

## Notes